



### District Report Card: 2017


|                        |                             |
|------------------------|-----------------------------|
| <b>State:</b> Nagaland | <b>District:</b> Zunheboto  |
| <b>Class:</b> 8        | <b>Subject:</b> Mathematics |
| <b>Schools:</b> 25     | <b>Students:</b> 288        |


### Participation/Coverage


#### Students

|  |        |  |       |  |        |  |       |  |
|--|--------|--|-------|--|--------|--|-------|--|
| <div>GENDER</div> <div></div> | Boys   |  |       |  | Girls  |  |       |  |
|  | Number |  | %     |  | Number |  | %     |  |
|  | 135    |  | 46.88 |  | 153    |  | 53.13 |  |

|   |        |  |       |  |        |  |       |  |
|---|--------|--|-------|--|--------|--|-------|--|
| <div>AREA</div> <div></div> | Rural  |  |       |  | Urban  |  |       |  |
|   | Number |  | %     |  | Number |  | %     |  |
|   | 199    |  | 69.10 |  | 89     |  | 30.90 |  |

|  |        |      |        |       |        |      |        |      |
|--|--------|------|--------|-------|--------|------|--------|------|
| <div>CATEGORY</div> <div></div> | SC     |      | ST     |       | OBC    |      | GEN    |      |
|  | Number | %    | Number | %     | Number | %    | Number | %    |
|  | 1      | 0.35 | 287    | 99.65 | 0      | 0.00 | 0      | 0.00 |

|  |    |    |    |      |    |     |
|--|----|----|----|------|----|-----|
| <div>CWSN</div> <div></div> | LD | VI | HI | S&LD | ID | Oth |
|  | 0  | 0  | 0  | 1    | 0  | 2   |

|  |            |  |        |                  |  |      |
|--|------------|--|--------|------------------|--|------|
| <div>Management</div> <div></div> | Government |  |        | Government-aided |  |      |
|  | Number     |  | %      | Number           |  | %    |
|  | 288        |  | 100.00 | 0                |  | 0.00 |

### Average Performance of Students in Mathematics (%)

| Overall | Gender |        | Area  |       | Management |       | Social Group |       |      |      |
|---------|--------|--------|-------|-------|------------|-------|--------------|-------|------|------|
|         | Male   | Female | Rural | Urban | Govt.      | Aided | SC           | ST    | OBC  | GEN  |
| 24.42   | 24.79  | 24.10  | 24.89 | 23.37 | 24.42      | 0.00  | 26.67        | 24.41 | 0.00 | 0.00 |

## Performance on Learning Outcomes (LOs)

| Learning Outcomes | Description  | Average Performance(%) |
|-------------------|--|------------------------|
| M601              | Solves problems involving large numbers by applying appropriate operations   | 18.52                  |
| M606              | Solves problems on daily life situations involving addition and subtraction of fractions / decimals                                    | 3.70                   |
| M620              | Finds out the perimeter and area of rectangular objects in the surroundings like floor of the class room, surfaces of a chalk box etc. | 18.20                  |
| M621              | Arranges given/collected information in the form of table, pictograph and bar graph and interprets them                                | 14.07                  |
| M702              | Interprets the division and multiplication of fractions  | 34.38                  |
| M705              | Solves problems related to daily life situations involving rational numbers  | 2.43                   |
| M706              | Uses exponential form of numbers to simplify problems involving multiplication and division of large numbers                           | 28.76                  |
| M707              | Adds/subtracts algebraic expressions   | 7.64                   |
| M710              | Solves problems related to conversion of percentage to fraction and decimal and vice versa   | 49.67                  |
| M717              | Finds out approximate area of closed shapes by using unit square grid/graph sheet  | 45.19                  |
| M719              | Finds various representative values for simple data from her/his daily life contexts like mean, median and mode                        | 20.57                  |
| M721              | Interprets data using bar graph  | 10.46                  |
| M801              | Generalizes properties of addition, subtraction, multiplication and division of rational numbers through patterns                      | 69.93                  |
| M802              | Finds rational numbers between two given rational numbers  | 48.37                  |
| M803              | Proves divisibility rules of 2, 3, 4, 5, 6, 9 and 11   | 20.74                  |
| M804              | Finds squares, cubes, square roots and cube roots of numbers using different methods   | 36.60                  |
| M808              | Uses various algebraic identities in solving problems of daily life  | 45.10                  |
| M812              | Verifies properties of parallelogram and establishes the relationship between them through reasoning                                   | 36.17                  |
| M818              | Finds surface area and volume of cuboidal and cylindrical object   | 6.54                   |
| M819              | Draws and interprets bar charts and pie charts   | 6.94                   |

| Range of Performance of Students who Answered Correctly |       |           |       |           |      |           |      |
|---|-------|-----------|-------|-----------|------|-----------|------|
| Below 30%   |       | 30% - 50% |       | 50% - 75% |      | Above 75% |      |
| Number  | %     | Number    | %     | Number    | %    | Number    | %    |
| 198   | 68.75 | 90        | 31.25 | 0         | 0.00 | 0         | 0.00 |

## Lowest Performing Learning Outcomes (LOs)

- 1 - Solves problems related to daily life situations involving rational numbers (2.43)
- 2 - Solves problems on daily life situations involving addition and subtraction of fractions / decimals (3.70)
- 3 - Finds surface area and volume of cuboidal and cylindrical object (6.54)

4 - Draws and interprets bar charts and pie charts (6.94)

5 - Adds/subtracts algebraic expressions (7.64)